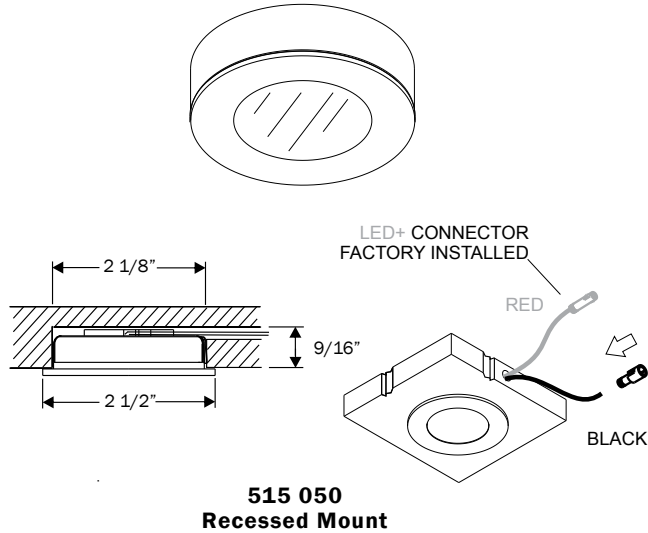


Install Guide

515-050/072 PUCK LIGHT SERIES

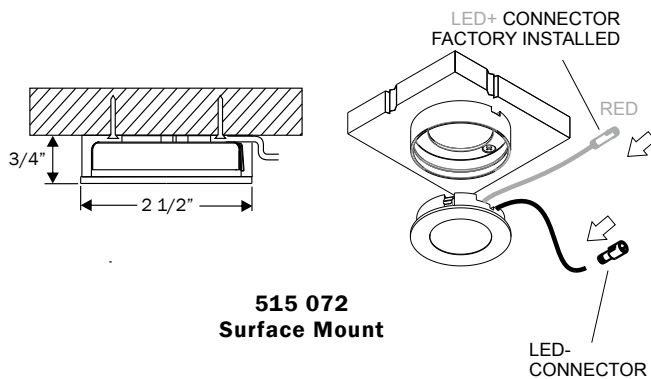


Caution: Ensure Driver is switched **OFF** before connecting LED. Failure to do so will cause **IMMEDIATE LED FAILURE**.

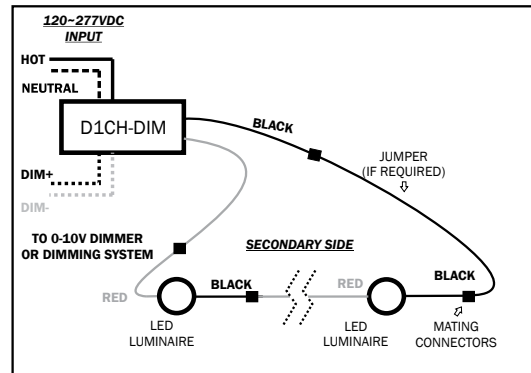
Wiring must be connected as noted in diagrams below. Failure to follow instruction provided will result in damage to luminaire.

CAUTION TO INSTALLER:

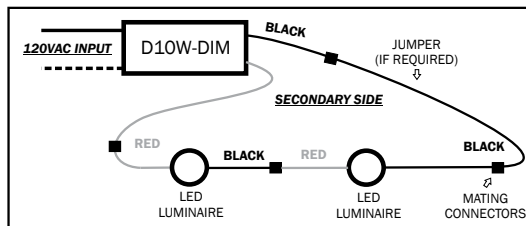
- ◆ This LED device is polarity sensitive and must be wired in series.
- ◆ LED- connector to be attached after fixture installation
- ◆ LED+ connector (RED) is factory installed
- ◆ Approved for blind hole applications (Router fit)
- ◆ Certified as stand alone luminaire
- ◆ For use with approved LED Drivers, refer to Dasal LED driver specification sheets for compatibility and dimming



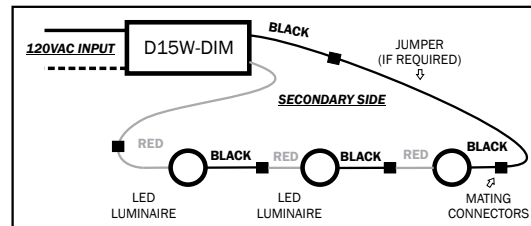
D1CH-DIM-120/277 LED DRIVER SUPPORTS TWO TO FOUR (2-4) 515 SERIES LED ONLY



D10W-DIM-120 LED DRIVER SUPPORTS ONE TO THREE (1-3) 515 SERIES LED

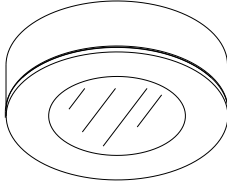


D15W-DIM-120 LED DRIVER SUPPORTS THREE OR FOUR (3-4) 515 SERIES LED ONLY

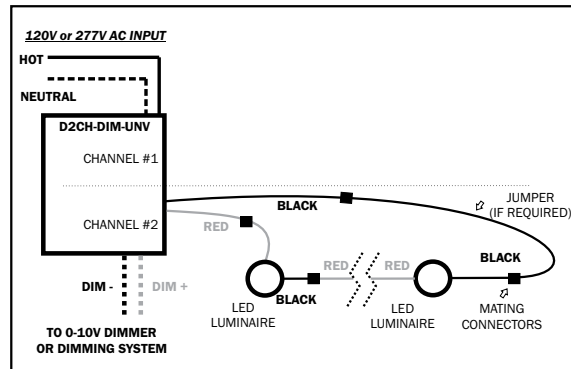


Install Guide

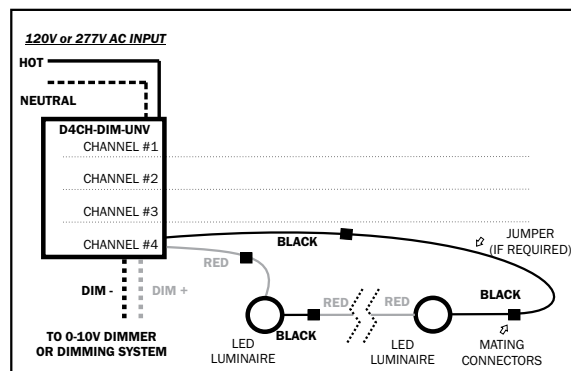
515-050/072 PUCK LIGHT SERIES



**D2CH-DIM-120/277 2 Channel LED DRIVER SUPPORTS
ONE TO FIVE (1~5 per Channel)
515 SERIES LED ONLY**



**D4CH-DIM-120/277 4 Channel LED DRIVER SUPPORTS
ONE TO FIVE (1~5 per Channel)
515 SERIES LED ONLY**



515-4W-Cabinet-Light-LED-Install • Subject to change without notice • REV 2017.07.05 • 2/2