

Solais Lighting | LRP38 LED Lamp

Solais LED PAR38 Lamp Replacement

Product Description: The Solais passive LED PAR38 lamp replacement offers a unique solution for traditional lighting sources – providing the incandescent performance, light output and aesthetics with our recessed OPTICS2 patent-pending technology.

Performance Summary: Fully dimmable | Halogen PAR form factor (ANSI compliant) | Lightest LED lamps on the market | Certified to UL Standard 1993 | RoHS-compliant | Contain no lead or mercury | Wet location rating

Application: Designed for use in track and recessed fixtures (including IC rated housing)

Voltage: 120v Standard

Dimmable: Yes - Visit solais.com/dimming.php for compatibility list

CCT: 2700K, 3000K, 3500K*, 4000K*

Life: 50,000 Hours (L70)

Power Factor: .92

Base Type: E26, GU24*

Weight (oz.): 9.4



Product Code	Power (Watts)	Beam Angle	CCT (K)	Lumen Output	CBCP (cd)	CRI	ENERGY STAR®
LRP38/25/30K	16	25°	3000	1100	3750	85	
LRP38/40/30K	16	40°	3000	1100	1700	85	
LRP38/25/27K	16	25°	2700	1025	3500	85	
LRP38/40/30K	16	40°	2700	1025	1580	85	

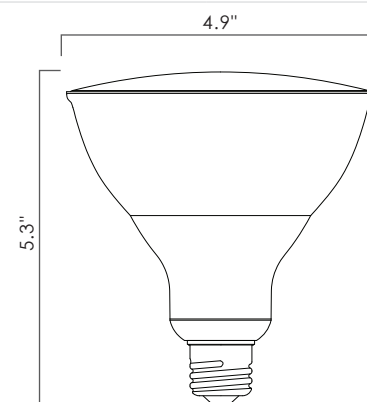
Ordering Information

Example: LRP38/40/30K

LRP38	/	/
Form Factor (PAR38)	Beam Spread	CCT
LRP38	25	27K
	40	30K
		35K*
		40K*

* Made to Order

Lamp Images



Beam Angles



25°




40°

Color Temperature

2700K	3000K	3500K*	4000K*

Housing Colors



Solais Lighting | LRP38 LED Lamp

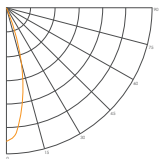
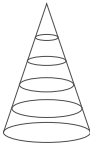
OPTICS²TM
powered by SOLAIS

OPTICS2 involves a recessed primary optic and surface secondary optic that allows Solais LRP lamps to duplicate the exact performance and aesthetics of incandescents.

THEROTTLETM
powered by SOLAIS

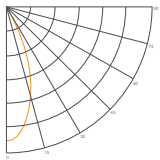
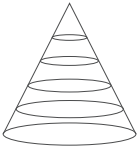
Thermal Throttle – In the event that Solais LEDs become overheated, they will dim themselves to protect your technology investments.

25° (Narrow Flood) | 1100 lumens

Candela Distribution	Degree	Candela		0° Aiming Angle Horizontal Footcandles		
				Distance to Floor	Beam Diameter	Avg. Beam Illuminance on Floors (FC)
	0	3750		6'	2.3'	80
	5	3258		8'	3.1'	45
	15	923		10'	3.9'	29
	25	91		12'	4.7'	20
	35	30		14'	5.5'	15
	45	21				

Multipliers are as follows: 1025 lumens: 0.93

40° (Wide Flood) | 1100 lumens

Candela Distribution	Degree	Candela		0° Aiming Angle Horizontal Footcandles		
				Distance to Floor	Beam Diameter	Avg. Beam Illuminance on Floors (FC)
	0	1,700		6'	4.4'	41
	5	1681		8'	5.8'	23
	15	1384		10'	7.3'	15
	25	556		12'	8.7'	10
	35	216		14'	10.2'	7
	45	84				

Multipliers are as follows: 1025 lumens: 0.93

LIMITED WARRANTY: Solais Lighting warrants that our lamps and fixtures will operate for a period of five (5) years from the date of purchase or 25,000 hours, whichever comes first, when used in accordance with package and lamp directions. If your Solais product does not last for the warranty period, please send your name and address, the product you are returning, register receipts and proof of purchase to the address listed on our website. This limited warranty does not cover products subject to misuse, electrical current fluctuation, accident, neglect, or acts of God. THIS REPLACEMENT OR REPAIR IS THE SOLE WARRANTY OBLIGATION OF SOLAIS AND IS IN LIEU OF ALL OTHER WARRANTIES, EXPRESS OR IMPLIED, INCLUDING ANY WARRANTY OF MERCHANTABILITY OR FITNESS FOR A PARTICULAR PURPOSE. LIABILITY FOR INCIDENTAL AND CONSEQUENTIAL DAMAGES EXCLUDED.

For complete warranty terms and conditions, please see: www.solais.com/warranty

WARNING: Not for use in fully enclosed luminaires. Risk of electric shock. Suitable for WET locations. This device is not intended for use with emergency exit fixtures or emergency exit lights. May not be compatible with all dimmers; please visit solais.com/dimming for up-to-date dimmer compatibility information.

NOTES: This device complies with Part 15 of the FCC Rule. This product may cause interference with other devices. If interference occurs, change the locations of the products involved. **Compatible on 120v systems.**