

TYPE:

ORDERING CODE:

APPROVAL:

JOB:

DATE:

SPECIFICATIONS



Housing: Die cast aluminum for thermal management

Swivel: Friction joint to allow for 270° angle adjustment

Lens: Impact resistant, optically clear acrylic lens with silicone gasket

Finish: Safety yellow TGIC polyester powder coat paint

Fasteners: Steel, non-corrosive bright zinc plate

Weight: 4.8 lbs.

Input Voltage: 100-240,277 Volts, 50-60 Hz

Power Cord:

PNS: 10' cord, std. male plug (Nema 5-15) wet rated

PIS: 10' cord, hooded male plug (IEC 60320-C14 plug) wet rated

SNS: Switched 10' cord, std. male plug (Nema 5-15) damp rated

SIA: Switched 16" cord, hooded male plug (IEC 60320-C14) damp rated

HWS: 10' cord, hardwire leads, wet rated

Power Consumption: 15 Watts (typical)

Power Factor: > 0.95

Driver: Constant current electronic driver

Optical System: 5 Cree™ high intensity LED emitters with custom focusing options,
several beam spreads available

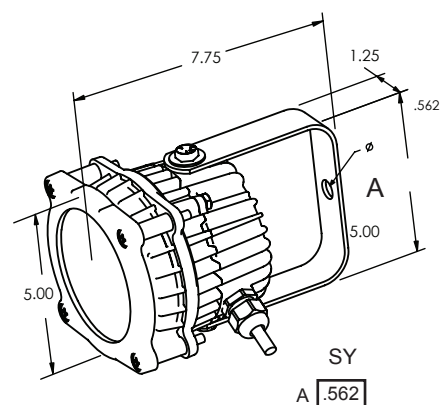
Lumen Maintenance: L70 at 50,000 hours

UL / IP Rating: wet locations / IP 65, NEMA3 compliant

Operating Temp Range: -20°C to 45°C



Protected by Patent # USD0587833



LED DockLight

Ordering Guide

Model	Color Temp	Beam Spread	Size	Electrical Connection	Mount/Finish
LEDDL	765 75 CRI, 6500K	NSP 12° Beam NFL 32° Beam SFL 12° Center/ 32° Outer	15 Small Fixture 15Watt	PNS 10' cord, std. male plug (Nema 5-15) wet rated PIS 10' cord, hooded male plug (IEC 60320-C14 plug) wet rated SNS Switched 10' cord, std. male plug (Nema 5-15) damp rated SIA Switched 16" cord, hooded male plug (IEC 60320-C14) damp rated HWS 10' cord, hardwire leads wet rated	SY Standard Arm Mount; Yellow

TYPE:

ORDERING CODE:

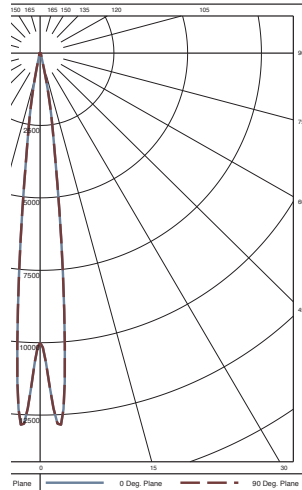
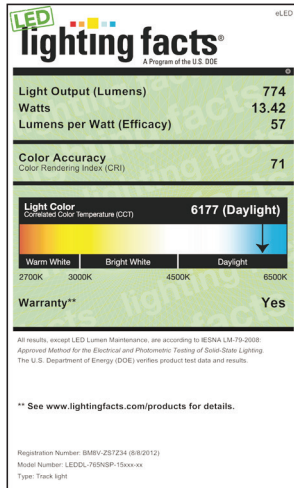
APPROVAL:

JOB:

DATE:

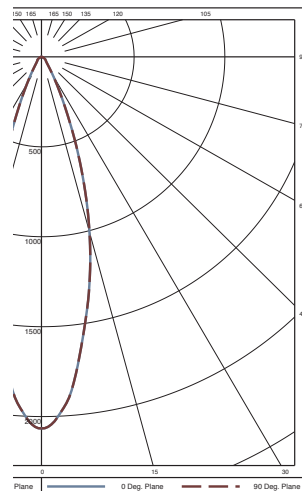

SPECIFICATIONS

LEDDL-765NSP-15



Zonal Lumen Summary		
Zone	Lumens	% of Luminaires
0-30	709.7	91.7%
0-40	728.1	94.1%
0-60	763.4	89.6%
0-90	774.1	100.0%
90-180	0	0.0%
0-180	774.1	100.0%

LEDDL-765NFL-15



Zonal Lumen Summary		
Zone	Lumens	% of Luminaires
0-30	568.4	82.5%
0-40	616.5	89.5%
0-60	666	96.7%
0-90	688.7	100.0%
90-180	0	0.0%
0-180	688.7	100.0%

TYPE:

ORDERING CODE:

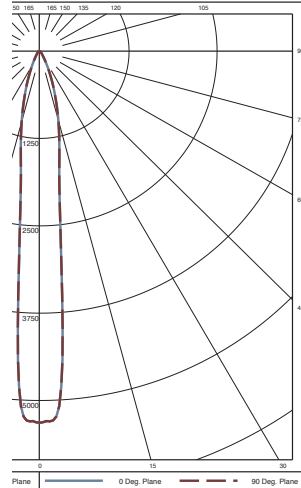

APPROVAL:

JOB:

DATE:

SPECIFICATIONS

LEDDL-765SFL-15



Zonal Lumen Summary		
Zone	Lumens	% of Luminaires
0-30	666.5	83.1%
0-40	721.9	90.0%
0-60	778.4	97.1%
0-90	802	100.0%
90-180	0	0.0%
0-180	802	100.0%

LEDDL-765NSP-15

LEDDL-765NFL-15

LEDDL-765SFL-15

H (ft)	Diameter (ft)	FC
10'	2.1'	100.0
20'	4.2'	25.0
30'	6.3'	11.1
40'	8.4'	6.3
53'	11.1'	3.6

H (ft)	Diameter (ft)	FC
10'	5.7'	20.7
20'	11.5'	5.2
30'	17.2'	2.3
40'	22.9'	1.3
53'	30.4'	0.7

H (ft)	Diameter (ft)	FC
10'	5.7'	53.2
20'	11.5'	13.3
30'	17.2'	5.9
40'	22.9'	3.3
53'	30.4'	1.9

TYPE:

ORDERING CODE:

APPROVAL:

JOB:

DATE:

SPECIFICATIONS

Arm: 1 1/2" square steel tube arms with wrist-action zinc plated steel joint on 42" and 60" single-strut arms. Washers at all joints and bushings at bracket joints for smooth operations, greater stability and longer wear.

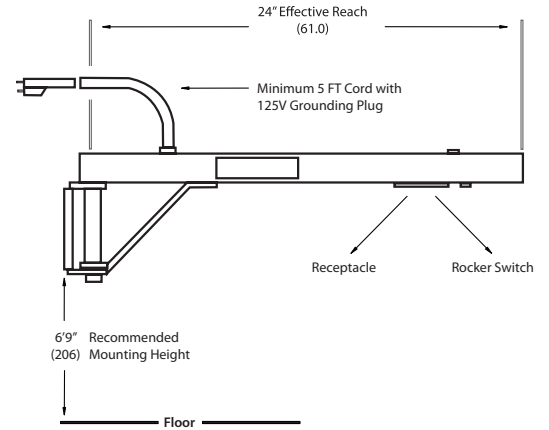
Finish: Safety yellow for maximum visibility; thermoset powder coat paint.

Mounting Bracket: 3/16" thick 3" X 5" zinc plated- steel mounting bracket.

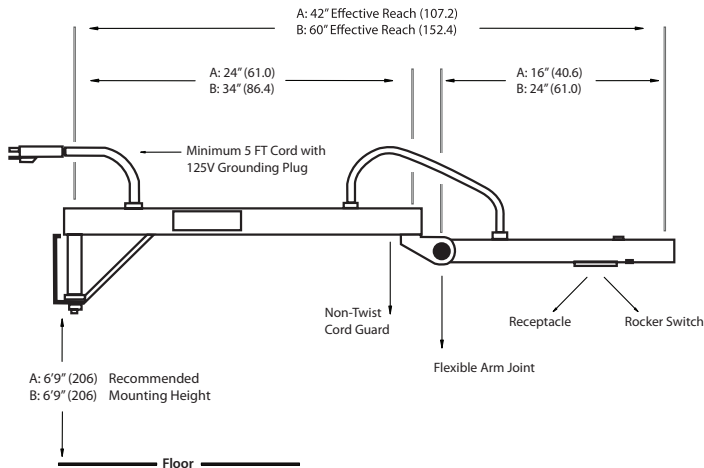
Cords: Wear-resistant 3-conductor AC cord from arm, fits directly into standard outlet. Hooded male plug on light head cord plugs into female receptacle in arm.

Switch: On-Off rocker switch and IEC type receptacle.

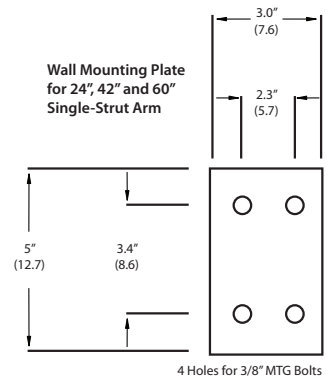
24" Arm



42" Arm 60" Arm



Mounting



LED DockLight Arm

Ordering Guide

Model	Type	Arm
LEDDL	ARM	24 Arm length 24" 42 Arm length 42", Articulated 60 Arm length 60", Articulated

* Arm needs to be ordered with PIS or SIA electrical connection